


# Aerobat -



**April - May 2016**

**Issue Number 6 Volume 15**

**Web site**  
www.hcrf.co.nz

**Facebook**  
Hibiscus Coast Radio Fliers

**Committee contacts**

**President**  
Pete Denison  
president@hcrf.co.nz  
(09) 426 2455

**Secretary/Treasurer**  
Hayden Purdy  
secretary@hcrf.co.nz  
(09) 427 5906

**Club Captain**  
Nigel Grace  
clubcaptain@hcrf.co.nz  
(09) 420 3182

**Social Secretary**  
Ngairé Ladd  
ngaireross@hotmail.co.nz  
021 121-4667

**Frequency Officer**  
Jim Hall  
jimh,geo@clear.net.nz  
(09) 426-1478

**Editor**  
Ross McDonnell  
ngaireross@hotmail.co.nz  
021 216-0702

**Cover Picture**

A nice photo of the Sopworth just before touchdown taken by Peter Denison at the open day 2016

# Aerobat

April – May 2016  
Issue Number 6 Volume 15

## From The Editors Desk



Please note that this Aerobat was written with no home access to the Interweb thingy. The only webnet whatever was by traveling 5K to Mangawhai Heads to get onto the public access that was about the same speed as dialup.(If you don't know what dialup is ask your Grandfather.)

Some may remember bits of these articles from 2002/3. Sorry about that but when needs must.

Well, all the hard work is almost done for the year. Three of the four Twilights have been, the Open day is over and the Midyear Christmas and Thermal Thaw are still some time off. It's time to sit down with a building board and a nice single malt whisky for a bit of creative building.

Happy flying  
Ross McDonnell Ed.



## Sign of the times

An interesting sign sighted meters before Spring Hill Flying Site while traveling south.

Makes you wonder doesn't it?

On another note, how many lerts do we need anyway?

# FROM THE PRESIDENTIAL SUITE

Well it's a Wednesday and it's howling about 30 knots outside with rain so I'm just fixing my Gremlin and waiting for the glue to set for a while. It needs urgent attention if I'm going to get it flying for the weekend. Last Sunday it had a very close encounter with Henny's Bixler. When I say close encounter I suppose I should add that it chopped his fuselage in half. I wouldn't mind but we were the only people flying at the time so we had the whole sky to ourselves. Just think a week earlier at the open day I was flying my Bee with 4 others. We all had streamers attached that seemed like 20 meters long and all we had to do was cut off or hit or anything for that matter but no way it was just too hard quite unbelievable .

Anyway talking about the open day, once again wasn't it just lovely, even the weather which was looking over us (thanks Ngaire). It was a lovely summer's day no accidents with great flying and a good variety of aircraft. The BBQ was going all day, Wayne was his usual brilliant self on the microphone keeping us all informed as to what was happening. I think everyone who came to have a look had a good day out. A big thank you Nigel and Sandra Grace who did most of the organising plus all of the advertising, and to the rest of you all who pulled together and made it happen brilliant thank you. Just shows what a little club can achieve if everyone pulls together.

So by the time your reading this we will have had our last Twilight, "I hope it was a good one." Daylight saving will have gone as well. All sounds a bit grim doesn't it, but there is a flicker of hope over the winter months where the wind and rain can do what it likes to us, yes you've probably guessed INDOOR FLYING !!!

Checking the evenings available they advised me that Sunday was ok this year, we lost it last year and had to go to Monday, Anyway I went ahead and booked the third Sunday evening of the Month 7:30 until 9:30. If we want to change it back to Monday there is no problem. We can grab our little beauties and fly our hearts out for just \$5.00 per evening.

In the last Model Flying World there's an article on building a Safety Bench for starting our motors though its targeting IC motors its suitable for Electric as well, and thought that's a good idea. This is



from a purely selfish point of view, as being 72 and just having had a total knee replacement in my right knee, I must admit I have found that kneeling down is not necessarily a problem but getting up without having support surely is. So I knocked one up, its down at the club so please use it and any modifications needed sing, hopefully it will help keep us flying longer with less stress and being an American design is built like the proverbial brick --- house.

It's not long now to the March AGM Hayden has decided to move on after many a year of being firstly our Magazine Editor and then on to being our Secretary Treasurer.

We all owe you a big thank you Hayden for the work you have

put into our club over the years and from a personal point of view it's been a real pleasure working with you , and wish you all the best for your studies and exams etc.

Henny Remkes has put his hand up to take over the Secretary Treasurers position "thank you Henny,"

Also long suffering Ross McDonnell's been pushing out the Aerobat for months after asking for someone to take over from him , so please any of you with the skill and flair it could be a real fun job.

That's about it folks, let's look forward to those lovely crisp winters mornings, no wind lovely flying, great company and hot coffee.

Happy landings *Pete Denison*

## Membership Subscriptions

It's that time of year again - time to renew your membership for 2016-2017.

On the last page are the fees & the different payment methods available:

# **AROUND THE CLUB 2003 (A blast from the past.)**



Scott Purdy holding dads new stand off scale Harvard.  
It runs a .06 Norvel and flies great.



Frank Willis giving the thumbs up to vintage after his run  
in with a propeller.



It's true! Ross Purdy's plane is more than a handful.  
Just.



Les Worsley, with his large Playboy.

## **IN MEMORIAL**

What with all the anxiety & trauma going on in the world at the moment, it's worth reflecting on the recent death of a very important person which almost went unnoticed. Larry La Prise, the man who wrote the song "The Hokey Tokey" died peacefully at the age of 93.

The most traumatic part for his family was getting him into the coffin. They put his left leg in...and that's when the trouble started.

# AROUND THE CLUB



Number 3 for the year. Another great twilight  
*Photo from Ross Purdy*



Bro! Check out this stupid looking bird.



David Kilsby's Gipsy Moth flying slowly.



Last year's entry in the thermal thaw at Ambury Park



Nigel Grace's vintage on final. Sure looks the part.



Pilots seen taking a break between flights. at Springhill



Scott Purdy receiving the Top Gun Certificate at the 20015 Nationals.

# KEEP THOSE WHEELS SECURE!

by Roy Vaillancourt

There are a variety of methods used to secure sailplane and towline wheels to their axles. The most widely used method -- the wheel collar alone -- happens to be the most insecure. This method's obvious drawback is that vibration loosens the set screw and the wheel collar separates from the axle. This situation almost always results in lost wheel collars, lost wheels and rough landings.

Most modellers would say the fix for this is a little loctite on the set screw. That may be fine for a while, but removing the wheel collar now becomes a chore. Stripped set screws are a real bear to extract!

The sketches at right show four progressively better methods of retaining the wheel. These are the most common methods employed today. As the sketches show, the cotter pin method is far and away the best and most secure method. Cotter pins are cheap, easy to install and remove, and they don't rely on torque or locking compounds. In short, they're a sure thing!

Although most modellers avoid the cotter-pin method because of the difficulty in drilling a hole through the axle, it's really not that hard if you know how. The main construction steps are:

- File the axle flat where you want the hole to be.
- Centre punch the spot where the drill will start.
- Use a good sharp drill run at a slow speed.
- Use oil as a cutting agent to help the drill.
- Use steady pressure on the drill and periodically clean away the chips.
- And re-apply oil from time to time.

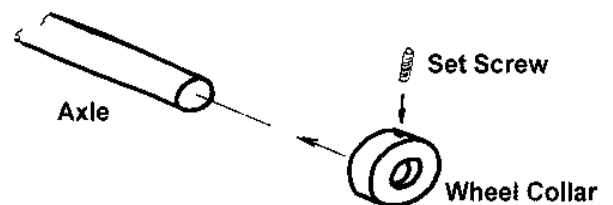
If you follow these steps, you'll find the drilling process isn't very difficult. To make the drilling even easier, you may want to anneal (soften) the area of the axle which will contain the hole. To anneal the axle all you need is a standard propane or butane torch like those used to solder copper water pipes.

Clamp the axle in a vice with only the last 1/4 to 3/8 protruding past the vice. The vice will act as a heat sink during the annealing process. This keeps the "heat affected zone" localised so that only the area which will contain the hole is annealed. Heat the protruding portion to a cherry red colour then remove the torch. Don't over heat the material but let everything cool naturally. Don't blow on it or use a fan to cool it. *Be*

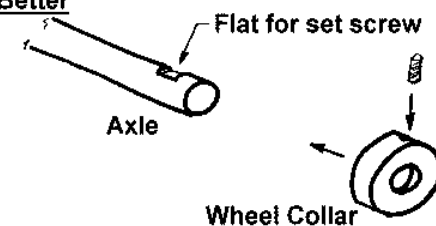
*patient.* Let it cool to room temperature before removing the axle from the vice. If it cools too quickly it will become harder and more brittle!

If you can't mount the axle in a vice, or don't have one, use a pair of vice-grip pliers as a heat sink instead. Two pairs back to back are even better! Once everything has cooled to room temperature you should be able to "cut" the axle with a file very easily. Then proceed as described above. You'll be surprised at easily the drilling will proceed.

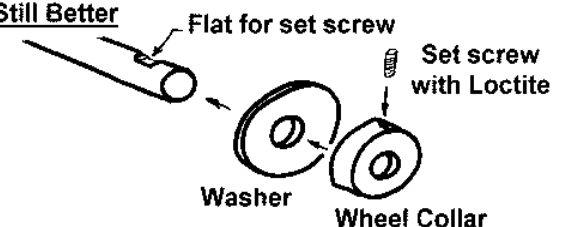
## Not So Good



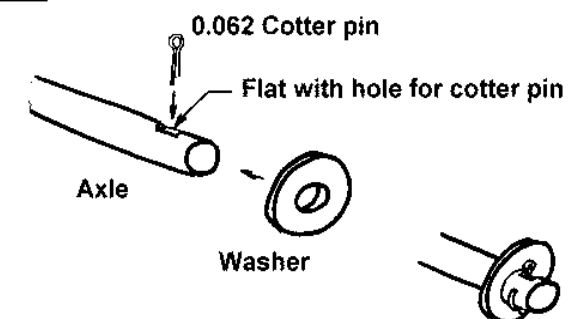
## Better



## Still Better



## Best



# Open Day 2016 Photo Shots



# H.C.R.F. Calendar 2015 – 2016

As our fixed flying times are every Wednesday, Saturday and Sunday morning.

**Pony Club Rally days are every Tuesday afternoon at the field starting September 2015.**

NB ones with Pony in the day (and in yellow for those in colour,) are Pony Club. ***THEY MAY NOT AFFECT US.***

Date	Day	Event	Where/When
2 April 2016	Sat	Winch Gliding	Wainui 8.30 am - 12.00 noon
4 April 2016	Mon	Club Night	Whangaparaoa Guide Hall 7-30 pm
9 April 2016	Sat	D+&C certificate exams	Wainui all day
16 April 2016	Sat	Open Ribbin Day	Wainui All Day
24 April 2016	Sun	Mercer Cup	Wainui All Day
2 May 2016	Mon	Club Night & A.G.M.	Whangaparaoa Guide Hall 7-30 pm
7 May 2016	Sat	Winch Gliding	Wainui 8.30 am - 12.00 noon
4 June 2016	Sat	Winch Gliding	Wainui 8.30 am - 12.00 noon
6 June 2016	Mon	Club Night	Whangaparaoa Guide Hall 7-30 pm
19 June 2016	Sun	Mid year Christmas	To be advised 12 Noon

## Annual General Meeting 4th April 2016

1 Welcome by the President.

2 Apologies.

3 Minutes of the last AGM.

4 Matters Arising.

5 Presidents report.

6 Treasurers report.

7 Captains report.

8 Remits.

9 Election of Committee Members.

Present members are:-

President Peter Denison

Secretary/Treasurer This position is vacant, Henny Remkes has volunteered his services

Club Captain Nigel Grace

Frequency Officer Jim Hall

Bulletin officer Ross McDonnell


Social Secretary Ngaire Ladd

10 Presentation of merit Cups

11 General Business.



# Our flying site according to facebook!



# Membership Subscriptions

It's that time of year again - time to renew your membership for 2016-2017.

## Fees due:-

Senior: \$103  
Family: \$108  
Junior: \$40  
Super: \$98  
Associate: \$40

## You can pay your subs via any of the following methods:-

- 1) Online Banking  
Direct Credit the amount due to: 12 3084 0191089 00  
Don't forget to enter your surname in the reference field!  
**Please send me notification of payment via email once this is done** so I can tick you off the list - if you don't do this I won't know you've paid!
- 2) Cash  
Pay the amount due in cash to the secretary in person
- 3) Cheque  
Write a cheque for the amount due and send it to:  
Hibiscus Coast Radio Fliers  
C/- Hayden Purdy  
8 Dorchester Place  
Orewa  
Auckland 0931